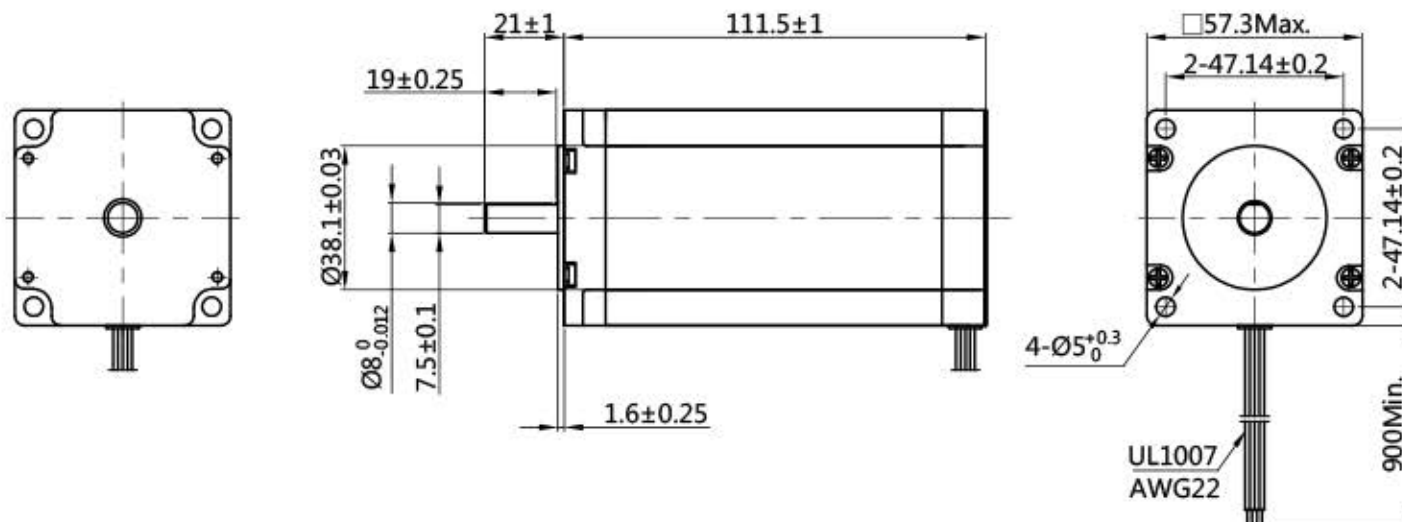
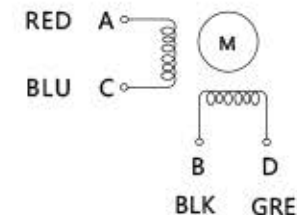


HYBRID STEPPING MOTOR SPECIFICATION

DIMENSIONS unit=mm



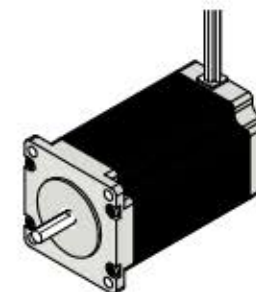
Wiring Diagram



Exciting Sequence vs. Direction of Rotation

| STEP | A | B | C | D | |
|------|---|---|---|---|---------------|
| 1 | + | + | - | - | ↓ CCW ↑ CW |
| 2 | - | + | + | - | |
| 3 | - | - | + | + | |
| 4 | + | - | - | + | |

Clockwise view from mounting side



| | | | | | |
|------------------------|-------------------------|---------------------------|--|---------------|--|
| 1. Number of Phase | 2 | | | | |
| 2. Step Angle | 1.8° deg. | | | | |
| 3. Rated Voltage | 4.8 V | | | | |
| 4. Rated Current/Phase | 3 A (Peak Value) | | | | |
| 5. Phase Resistance | 1.6 Ω±10%(20°C) | | | | |
| 6. Phase Inductance | 7.5 mH±20%(1kHz 1V RMS) | | | | |
| 7. Holding Torque | 28 Kg.cm | | | | |
| 8. Insulation Class | B (130°) ; 80K Max. | | | | |
| 9. Weight | 1.5 kg | | | | |
| Specifications | | Comment | | | |
| | | REV. REVISION RECORD DATE | | | |
| | | DESIGN | | 常州倍士福机电有限公司 | |
| | | STANDARD | | www.besfoc.cn | |
| | | TECHNOLOGY | | Specification | |
| | | CHECK | | | |
| | | APPROVE | | | |

| | | | | | |
|----------|-------------------|-------|------|-------|--------|
| TITLE | STEPPING MOTOR | | | | |
| DWG.NO. | BF57HS112-3004-03 | | | | |
| MATERIAL | ECN SIGN | ※ | SIZE | A4 | |
| REV. | A | SCALE | 1:2 | SHEET | 1 of 1 |